





Shelterhouse for young people (12-21) in the time of covid

FH-Prof. Hubert Höllmüller, Carinthian
University of applied Sciences

The image shows a modern building with a green roof and light-colored wooden cladding. A paved path leads alongside the building, and a traditional multi-story building is visible in the background.

Before covid:
Average over the last years: 3 service
users per night, 2 service users per day
From march 2020:
Average till November: 9 service users
per night, 4 service users per day



Before covid:


Opening time: from 5pm to 9:30 am.

From march 2020:

First lockdown: 24 heures

After: 2pm to 9:30 am

Second lockdown: 01 pm to 11 am with
a social worker, 11 am to 01 pm open
without a social worker

The image shows the exterior of a modern building with a wooden deck in the foreground. A black punching bag hangs from a chain on the left. The building has a white door with a glass panel and a sign that reads 'JUNO JUGENDHILFESTELLE KLAARHOUT'. There are windows with white frames and a small black box on the wall. The background shows a wooden fence and some greenery.

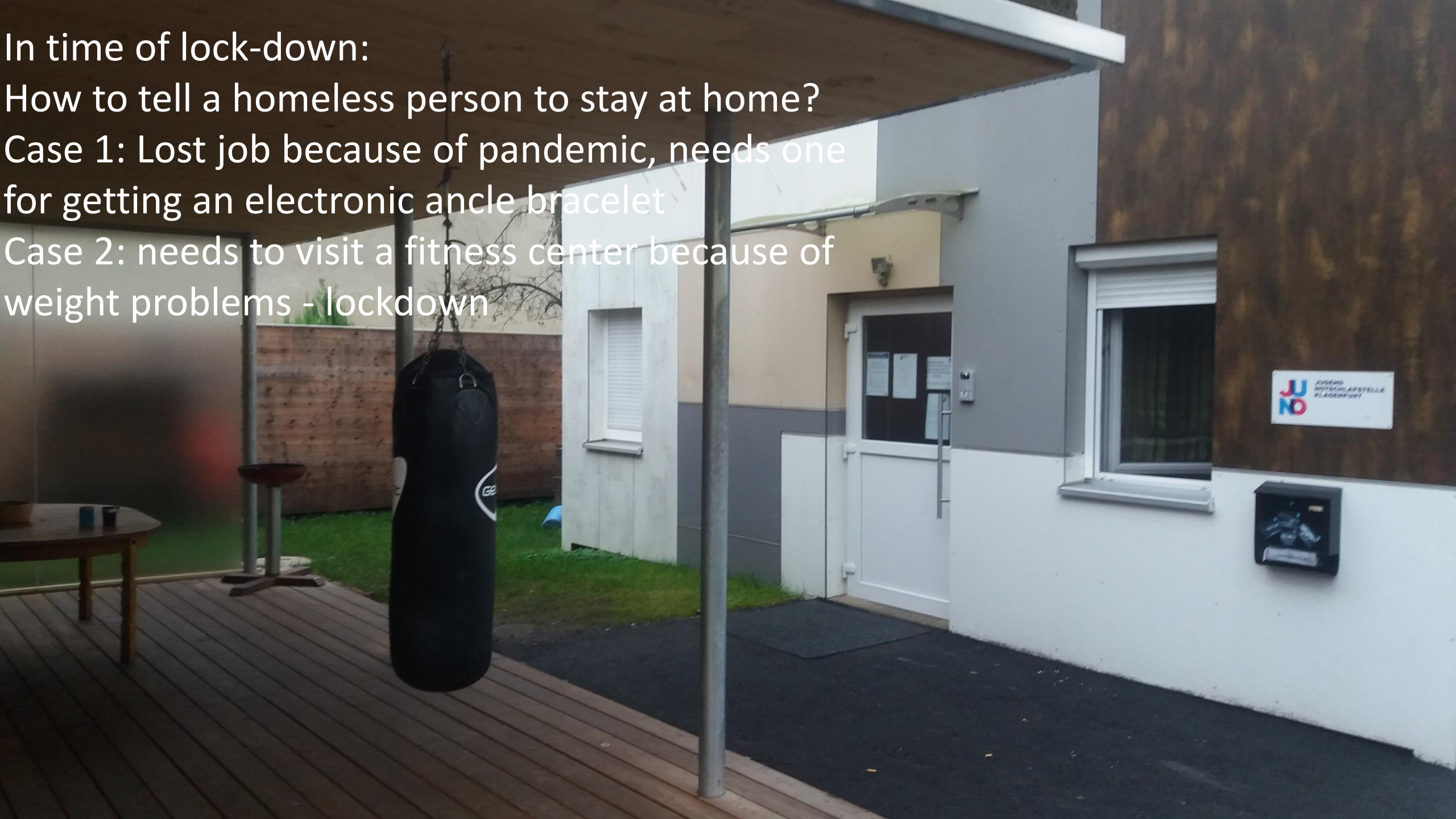
Reasons for higher use:
More family crisis
More crisis in residential care
More crisis in the informal housing scene

In time of lock-down:

How to tell a homeless person to stay at home?

Case 1: Lost job because of pandemic, needs one for getting an electronic ankle bracelet

Case 2: needs to visit a fitness center because of weight problems - lockdown





No Social Sciences Perspective in the governmental decisions:

Assumptions:

- **Increase of domestic violence**
- **Increase of the „educational gap“**
- **Increase of social isolation**
- **Increase of the exclusive drift
(unemployment, depts, less public space)**
- **Traumatic experiences during the lockdown**